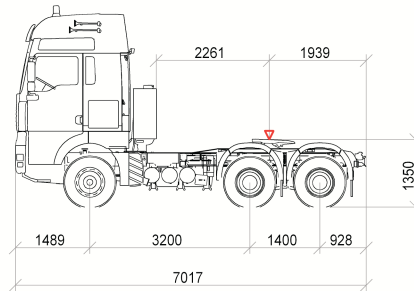
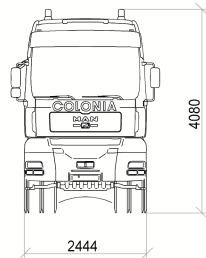
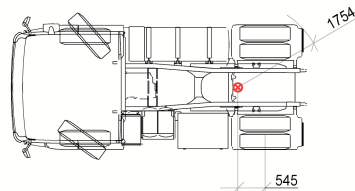


<b>W 136</b>	
MAN 18.463 FLS	
Leergewicht (KG)	7.475
Gesamtwicht (KG)	18.000
Sattellast (KG)	10.525



<b>W 137</b>	
MAN 26.533 FDLS/M	
Leergewicht (KG)	10.300
Gesamtwicht (KG)	28.000
Sattellast (KG)	17.500

